

# On Point Task Chair

## Adjustment Instructions

# form

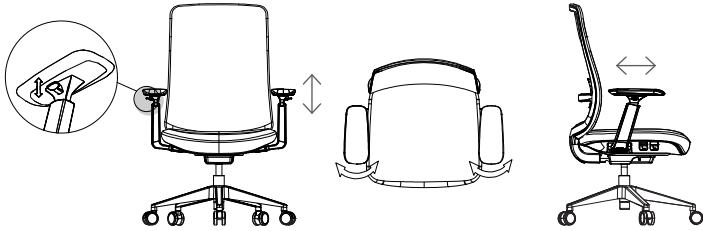
FURNITURE MADE SIMPLE®

### 1 3D ARMREST

Press button under arm pad to adjust arm height.

Twist arm pad inward or outward to adjust angle.

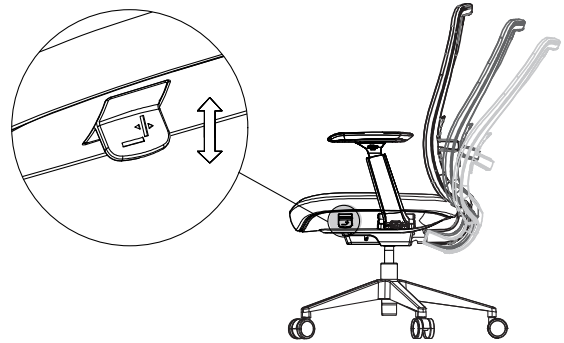
Push arm pad forward or backward to adjust depth.



### 2 TILT LOCK

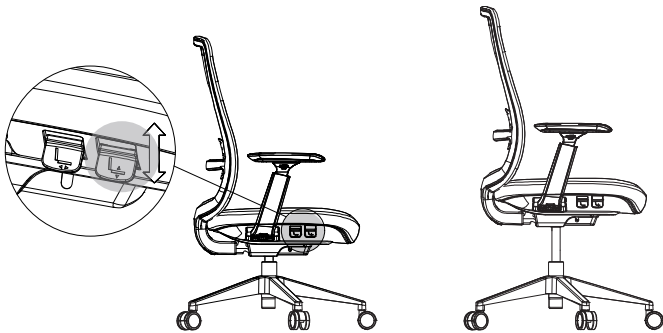
Lift the button to lock to back (three level locking option).

Press the button down to unlock.



### 3 SEAT HEIGHT

Lift the button up to adjust the seat up and down.



### 4 SLIDE SEAT

Lift the button up and move the seat forward or backward.



formfurniture

[www.form-furniture.com](http://www.form-furniture.com)

Form Furniture ©2023 All Rights Reserved.

